



Garden Markers

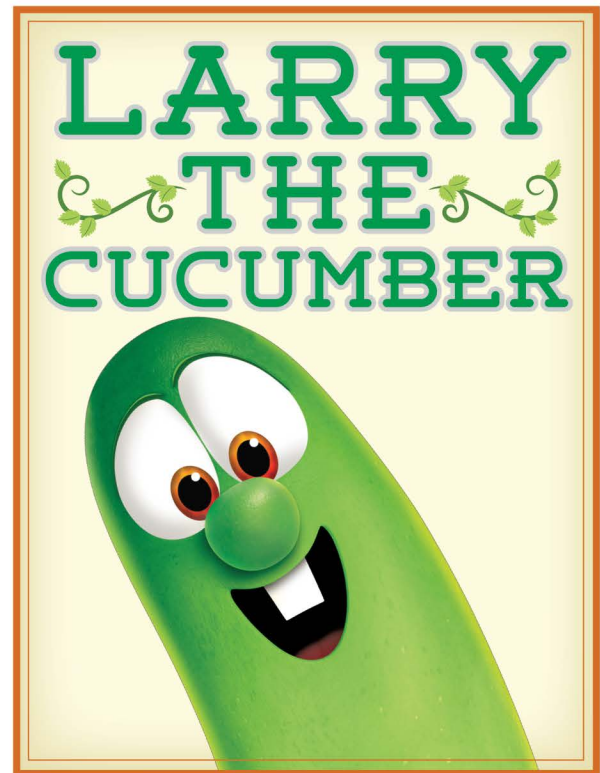
Supplies:

- Copy Paper
- Scissors
- Glue
- Wooden craft sticks

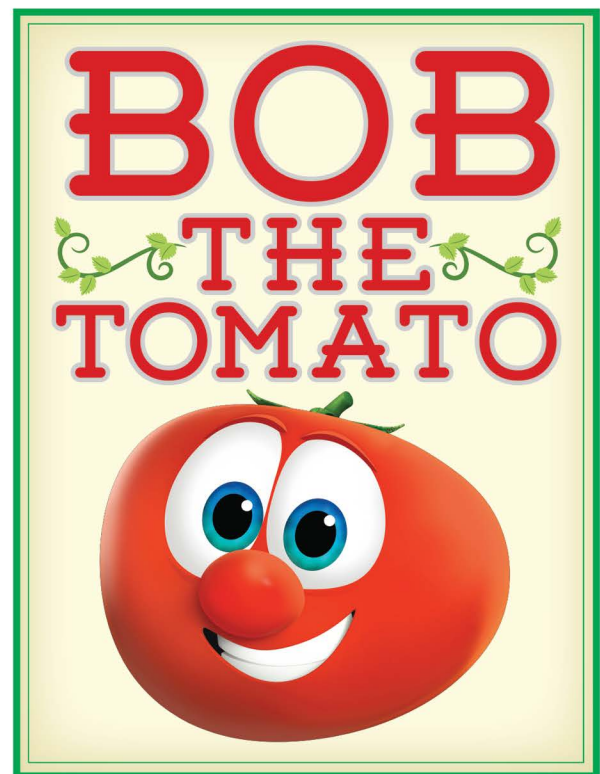
Instructions:

1. Print the VeggieTales garden markers.
2. Using scissors, cut out each garden marker.
3. Glue each garden marker to a wooden craft stick.
4. Enjoy planting your favorite Veggies with your little one!

SAFETY: Please remember that it's important to always work under adult supervision



© 2017 Big Idea Entertainment, LLC. All Rights Reserved.



© 2017 Big Idea Entertainment, LLC. All Rights Reserved.



JUNIOR APSPARAGUS




© 2017 Big Idea Entertainment, LLC. All Rights Reserved.

MADAME BLUEBERRY



© 2017 Big Idea Entertainment, LLC. All Rights Reserved.

ZEE FRENCH PEAS



© 2017 Big Idea Entertainment, LLC. All Rights Reserved.

LAURA CARROT



© 2017 Big Idea Entertainment, LLC. All Rights Reserved.