

Larry's DIY Daisy

You will need:

- Orange and yellow paint
- Paper plate
- Stapler
- White and green paper
- Paintbrush
- Glue
- Scissors


1. Paint paper plate with yellow and orange paints and let dry.




2. Cut the white paper into long strips and make "loops".




3. Staple the loops to the back of your painted paper plate.



4. Cut out a green stem and leaves. Glue the stem to the back of your paper plate.



5. Glue leaves to stem.



SAFETY: Please remember that it's important to always work under adult supervision